




Wanbury Limited

Regd. Office : BSEL Tech Park, B-wing
10th Floor, Sector-30 A,
Opp. Vashi Railway Station,
Vashi Navi Mumbai 400 703
Maharashtra, INDIA
Tel. : +91-22-6794 2222
+91-22-7196 3222
Fax : +91-22-6794 2111/333
CIN L51900MH1988PLC048455
Email : info@wanbury.com
Website : www.wanbury.com

Wanbury Limited					
Statement of Standalone Audited Financial Results for the Quarter and Year ended 31 March 2022					
Sr. No.	Particulars	Quarter ended			(Rs in Lakhs)
		31/03/2022		31/03/2021	
		Audited (Refer Note 3)	Unaudited	Audited	Audited
1	Income:				
	(a) Revenue from operations	13,439.40	12,483.64	12,044.74	51,118.57
	(b) Other income	64.12	25.49	121.25	150.79
	Total Income	13,503.52	12,509.13	12,165.99	51,269.36
2	Expenses:				
	(a) Cost of materials consumed	7,843.90	7,243.40	7,846.70	30,493.43
	(b) Purchase of stock-in-trade	564.33	825.60	269.33	2,014.02
	(c) Changes in inventories of finished goods, stock in trade and work-in-progress	(707.26)	(919.14)	(5.69)	(2,478.63)
	(d) Employee benefits expense	1,795.72	1,947.75	1,464.47	7,480.99
	(e) Finance costs	478.99	563.72	578.80	2,061.08
	(f) Depreciation and amortisation expense	300.23	302.95	258.70	1,144.98
	(g) Other expenses	2,661.43	2,501.88	2,646.69	10,077.48
	Total Expenses	12,937.34	12,466.16	13,059.00	50,793.35
	Profit/(Loss) before exceptional items and tax	566.18	42.97	(893.01)	476.01
	Exceptional item				
	Gain on Extinguishment of Financial Liability (Net) (Refer note 11)	7,636.76	-	-	7,636.76
3	Profit/(Loss) before tax	8,202.94	42.97	(893.01)	8,112.77
4	Tax expenses:				
	(a) Current Tax	-	-	226.80	-
	(b) Deferred Tax (Net)	(51.37)	5.54	(224.32)	(34.62)
5	Profit/(Loss) after tax	8,254.31	37.43	(895.49)	8,147.39
6	Other comprehensive Income / (Loss)				
	Items that will not be reclassified subsequently to profit and loss	194.87	(15.87)	(13.98)	146.94
	Income tax relating to items that will not be reclassified to profit or loss	(51.37)	5.54	2.49	(34.62)
	Other comprehensive Income / (Loss) net of tax	143.50	(10.32)	(11.49)	112.32
7	Total comprehensive Income / (Loss)	8,397.81	27.10	(906.98)	8,259.71
8	Paid up Equity Share Capital (Face Value of Rs.10 each)	3,266.55	3,266.55	2,501.51	3,266.55
9	Other equity	-	-	-	(3,047.78)
10	Earnings/(Loss) per share of Rs. 10 each				
	(1) Basic - Before Exceptional Items in Rs.	1.92	0.12	(3.58)	1.59
	(2) Basic - After Exceptional Items in Rs.	25.62	0.12	(3.58)	25.29
	(1) Diluted - Before Exceptional Items in Rs.	1.91	0.12	(3.58)	1.58
	(2) Diluted - After Exceptional Items in Rs.	25.54	0.12	(3.58)	25.21

See accompanying notes to the financial results





Wanbury Limited

Regd. Office : BSEL Tech Park, B-wing
 10th Floor, Sector-30 A,
 Opp. Vashi Railway Station,
 Vashi Navi Mumbai 400 703
 Maharashtra, INDIA
 Tel. : +91-22-6794 2222
 +91-22-7196 3222
 Fax : +91-22-6794 2111/333
 CIN L51900MH1988PLC048455
 Email : info@wanbury.com
 Website : www.wanbury.com


WANBURY LIMITED STANDALONE BALANCE SHEET		(₹ in Lakhs)	
STATEMENT OF ASSETS AND LIABILITIES		As at 31/03/2022 Audited	As at 31/03/2021 Audited
A	ASSETS		
	Non-current Assets		
	(a) Property, Plant and Equipment	14,871.08	15,810.61
	(b) Capital work-in-progress	234.68	1,101.48
	(c) Other Intangible assets	10.13	22.75
	(d) Right of use assets	1,830.19	905.05
	(e) Financial Assets		
	(i) Investments	0.93	1.32
	(ii) Other financial assets	376.11	347.27
	(f) Deferred tax assets (net)	563.19	563.19
	(g) Other non-current assets	48.11	39.35
	Total Non-current Assets	17,934.42	18,791.01
	Current Assets		
	(a) Inventories	4,972.91	2,485.28
	(b) Financial Assets		
	(i) Trade receivables	6,279.92	3,446.75
	(ii) Cash and cash equivalents	2,248.75	996.25
	(iii) Bank balances other than (ii) above	278.64	170.04
	(iv) Other financial assets	114.75	61.20
	(c) Other current assets	3,074.09	2,435.88
	Total Current Assets	16,969.06	9,595.40
	Non-Current Assets classified as held for sale	196.54	373.59
	Total Assets	35,100.02	28,760.00
B	EQUITY AND LIABILITIES		
	Equity		
	(a) Equity Share capital	3,266.55	2,501.51
	(b) Other Equity	(3,047.78)	(15,567.04)
	Total Equity	218.77	(13,065.53)
	Liabilities		
	Non-current Liabilities		
	(a) Financial Liabilities		
	Borrowings	-	7,199.41
	Lease Liabilities	413.04	432.13
	(b) Provisions	1,206.58	1,375.02
	Total Non Current Liabilities	1,619.62	9,006.56
	Current Liabilities		
	(a) Financial Liabilities		
	(i) Borrowings	6,702.34	8,842.84
	(ii) Trade payables		
	a) Total outstanding dues of Micro enterprises and Small enterprises	8.33	10.48
	b) Total outstanding dues of creditors other than Micro enterprises and Small enterprises	19,104.48	13,316.89
	(iii) Lease Liabilities	244.91	81.53
	(iv) Other financial liabilities	4,844.54	9,405.51
	(b) Other current liabilities	1,891.50	701.52
	(c) Provisions	296.90	275.21
	(d) Current Tax Liabilities (Net)	168.63	185.00
	Total Current Liabilities	33,261.63	32,818.97
	Total Equity and Liabilities	35,100.02	28,760.00



Wanbury Limited

Regd. Office : BSEL Tech Park, B-wing
 10th Floor, Sector-30 A,
 Opp. Vashi Railway Station,
 Vashi Navi Mumbai 400 703
 Maharashtra, INDIA
 Tel. : +91-22-6794 2222
 +91-22-7196 3222
 Fax : +91-22-6794 2111/333
 CIN L51900MH1988PLC048455
 Email : info@wanbury.com
 Website : www.wanbury.com

WANBURY LIMITED		
Standalone Statement of Cash Flows for year ended 31 March 2022		
(₹ in Lakhs)		
Particulars	31/03/2022 Audited	31/03/2021 Audited
A Cash flows from Operating Activities		
Net Profit /(Loss) before Tax	8,112.77	(1,240.57)
Adjustments for:		
Depreciation and amortisation	1,144.98	975.41
(Profit)/Loss on sale/discard of Property, Plant & Equipments (Net)	63.05	43.49
Allowances/(Reversal) for doubtful debts (Net)	2.36	(235.02)
Allowances/(Reversal) for Doubtful Loans & advances (Net)	26.86	-
Amounts written off	-	352.93
Finance Cost	2,061.08	2,307.48
Unrealised Exchange (Gain)/ Loss (Net)	(2.33)	62.94
Fair value (gain)/loss on financial asset measured at fair value	0.40	(0.64)
Share based payment expenses/(reversal)	71.10	20.30
Interest Income	(66.94)	(40.19)
Gain on Extinguishment of Financial Liability	(7,636.76)	-
Amount Written Back	(32.06)	(164.47)
Operating Profit (Loss) before Working Capital Changes	3,744.51	2,081.67
Changes in Working Capital:		
Decrease/(Increase) in Trade Receivable	(2,809.89)	1,388.86
Decrease/(Increase) in Non Current Financial Assets-Loans	(27.48)	(38.61)
Decrease/(Increase) in Other Non Current Assets	9.51	(6.24)
Decrease/(Increase) in Other current financial assets	(50.58)	(18.33)
Decrease/(Increase) in Other Current Assets	(665.07)	(1,628.50)
Decrease/(Increase) in Inventories	(2,487.63)	(1,259.55)
Increase/(Decrease) in Other Current-Financial Liabilities	(1,593.08)	10.57
Increase/(Decrease) in Other Current Liabilities	1,189.98	(329.69)
Increase/(Decrease) in Non Current Provisions	(57.46)	154.74
Increase/(Decrease) in Current Provisions	21.69	(3.69)
Increase/(Decrease) in Trade Payables	6,497.92	1,430.23
Cash Generated from (Used in) Operations	3,772.42	1,781.46
Direct Taxes Paid (Net of Refunds/Prior Years Adjustments)	(16.37)	(113.31)
Net Cash generated from (Used in) Operating Activities	3,756.05	1,668.15
B Cash flows from Investing Activities		
Capital Expenditure on Property, Plant & Equipment including Capital Advances	(965.77)	(442.80)
Proceeds from Sale of Property, Plant & Equipment	1,079.81	3.08
Interest Income Received	56.07	40.80
Bank Balance not considered as Cash and Cash Equivalents (Net)	(111.46)	1,203.33
Net Cash generated from (Used in) Investing Activities	58.65	804.41
C Cash flows from Financing Activities		
Interest and Other Finance Cost	(1,029.55)	(676.19)
Proceeds from issue of equity shares	4,966.25	2.00
Payment of Lease liability (including Interest)	(223.26)	(21.54)
Repayment of Borrowings	(6,275.61)	(1,042.81)
Net Cash generated from (Used in) Financing Activities	(2,562.17)	(1,738.54)
Net Increase (Decrease) in Cash & Cash Equivalents	1,252.50	734.02
Cash and Cash equivalents as at the beginning of the period	996.25	262.23
Cash and Cash Equivalents as at the end of the period	2,248.75	996.25





Wanbury Limited

Regd. Office : BSEL Tech Park, B-wing
10th Floor, Sector-30 A,
Opp. Vashi Railway Station,
Vashi Navi Mumbai 400 703
Maharashtra, INDIA
Tel. : +91-22-6794 2222
+91-22-7196 3222
Fax : +91-22-6794 2111/333
CIN L51900MH1988PLC048455
Email : info@wanbury.com
Website : www.wanbury.com


Wanbury Limited

Statement of Standalone Audited Financial Results for the Quarter and Year ended 31 March 2022

Notes :-

- 1) The above financial results have been reviewed by the Audit Committee and approved by the Board of Directors at the meeting held on 22 June 2022.
- 2) The Company continues to consider the impact of Covid-19 pandemic in assessing the recoverability of receivables, inventories and other assets. For this purpose, the Company considers internal and external sources of information upto the date of approval of these financial results. The Company based on its judgements, estimates and assumptions including sensitivity analysis expects to fully recover the carrying amount of its receivables, inventories and other assets. The Company will continue to closely monitor any material changes to future economic conditions.
- 3) Results for the quarters ended 31 March 2022 and 31 March 2021 are the balancing figures between audited figures in respect of the full financial year and the reviewed year to date figures up to the third quarter of the respective financial year.
- 4) This Statement has been prepared in accordance with the Companies (Indian Accounting Standards) Rules, 2015 ("Ind AS") prescribed under Section 133 of the Companies Act, 2013 read with the relevant rules issued there under and other accounting principles, practices and policies generally accepted in India.
- 5) The Company has only one segment of activity namely "Pharmaceuticals".
- 6) The Code on Social Security, 2020 has been enacted by the Indian Parliament, which would impact the contributions by the Company towards Provident Fund and Gratuity. The effective date from which the changes will be applicable and the corresponding Rules, are yet to be notified. The Company will complete its evaluation and will give appropriate impact in the period in which, the Code and the corresponding Rules become effective.
- 7) During the year 35,000 equity shares of Rs.10 each fully paid up were allotted upon exercise of vested options pursuant to the "Wanbury ESOP-2016", resulting in an increase in the paid-up share capital by Rs. 3.50 Lakhs and Securities Premium account by Rs. 12.76 Lakhs.
- 8) The Board of Directors at their meeting held on 22 April 2021 allotted 76,15,381 Equity Shares of face value Rs. 10/- each at an issue price of Rs. 65/- per equity share (including premium of Rs. 55/- per equity share) resulting in an increase in the paid-up share capital by Rs. 761.54 Lakhs and Securities Premium account by Rs. 4188.46 Lakhs aggregating to Rs. 4950 Lakhs. Proceeds from the same have been utilised in repayment/settlement of existing debts.
- 9) Exim Bank had subscribed to 4,511 Preference Shares of Euro 1,000/- each of Wanbury Holding B. V., a subsidiary company pursuant to the Preference Share Subscription Agreement dated 7 December 2006. Pursuant to the said agreement, Exim Bank had exercised Put Option vide letter dated 8 November 2011 and Company is required to pay USD 60 Lakhs (equivalent to ₹ 4,547.55 Lakhs) to acquire aforesaid Preference Shares. As per the Agreement dated 27 September 2021 with Exim Bank and letter dated 20 April 2022 of Exim Bank, the aforesaid liability is settled under One Time Settlement (OTS) at USD 12 Lakhs (equivalent to Rs 909.51 Lakhs) to be paid within the stipulated time along with interest.
- 10) During the year, Edelweiss Asset Reconstruction Company Limited ("EARCL") approved Settlement vide letter dated 13 December 2021 in respect of borrowing and interest accrued. As per the terms, part of the settlement amount has been paid(Refer note 8) and balance is payable within the stipulated time along with interest.

During the year, borrowings from Union Bank of India and Exim Bank have been assigned to EARCL. Pending finalisation of terms of repayment, appropriate effect has been given in financial statement.
- 11) During the year, the Company has entered into agreement with various lender towards settlement of borrowings. Consequently, Rs. 7,636.76 Lakhs has been recognised as gain(net) on extinguishment of financial liability and shown under "Exceptional Item".
- 12) During the year the Company revalued its land as per the Independent Registered Valuer's report and accordingly effect is given in the financial statements.





Wanbury Limited


Regd. Office : BSEL Tech Park, B-wing
10th Floor, Sector-30 A,
Opp. Vashi Railway Station,
Vashi Navi Mumbai 400 703
Maharashtra, INDIA
Tel. : +91-22-6794 2222
+91-22-7196 3222
Fax : +91-22-6794 2111/333
CIN L51900MH1988PLC048455
Email : info@wanbury.com
Website : www.wanbury.com

- 13) In accordance with SEBI Regulations, during the year ended 31 March 2022, with the approval of members by the special resolution in EGM held on 17 March 2022, the Board is entitled to issue and allot 54,50,000 convertible share warrants to promoter Group company on a preferential basis at issue price of Rs. 105 per warrant. Each warrant is convertible into one fully paid up equity share of Rs. 10 each.
- 14) Net-worth of the Company has turned positive as on 31 March 2022. Its current liabilities far exceeds its current assets. The Company has raised funds and reduced debts (refer Note 8). Company is in the process of raising funds, and restructuring/realigning of businesses. In the opinion of the management, operations of the Company will continue without interruption. Hence, financial statements are prepared on a "going concern" basis.
- 15) Erstwhile The Pharmaceutical Products of India Limited (PPIL) merged with the Company pursuant to the Scheme of Revival cum Merger (the Scheme) approved vide order dated 24 April 2007 by the Board for Industrial and Financial Reconstruction (BIFR) u/s 18 and other applicable provisions of the Sick Industrial Companies (Special Provisions) Act, 1985 (SICA) w.e.f. 1st April 2006 being the appointed date. Subsequently in response to a suit filed by one of the unsecured creditors of erstwhile PPIL, challenging the Scheme, the Hon'ble Supreme Court vide its order dated 16 May 2008, has set aside the above referred BIFR order and remitted the matter back to BIFR for considering afresh as per the provisions of SICA. BIFR had directed IDBI Bank, which is an Operating Agency, to prepare the Draft Rehabilitation Scheme. However, the Government of India had, vide Notification No. S.O. 3568(E) dated 25 November 2016, notified the SICA Repeal Act, 2003, w.e.f. 1 December 2016 and as a consequence thereof, BIFR and AAIFR stood dissolved w.e.f. 1 December 2016. Simultaneously, in terms of Section 252 of Insolvency & Bankruptcy Code, 2016 ("IBC 2016"), the government amended Section 4(b) of the said repeal Act in the manner specified in the Eighth Schedule of IBC 2016, resulting in the abatement of all pending proceedings including pending merger scheme before BIFR.
- During the year, company sold some of the land & building of erstwhile PPIL and the sales proceeds have been utilised towards payment of erstwhile PPIL dues.
- In view of the foregoing developments, the management is currently considering various other options available under the laws and as may be advised by the legal experts either to regularize lawfully all acts and deeds done under the erstwhile merger scheme or to undo what was done in pursuance and as a sequel of the erstwhile merger scheme.
- 16) Previous periods/year figures have been re-grouped / re-classified wherever necessary, to confirm to current period's classification in order to comply with the requirements of the amended Schedule III to the Companies Act, 2013 effective 1 April 2021.

For Wanbury Ltd.

K. Chandran
Vice Chairman
(DIN : 00005868)

Place : Mumbai
Date: 22 June 2022



V. PAREKH & ASSOCIATES
CHARTERED ACCOUNTANTS

37, HAMAM STREET, 2nd FLOOR, FORT, MUMBAI - 400 001. TEL 22650264, 22653555, 22666219 E-mail: mail@vparekh.com

Independent Auditors' Report

To the Board of Directors of
WANBURY LIMITED

Report on the Audit of the Consolidated Annual Financial Results

Opinion

We have audited the accompanying consolidated annual financial results of **WANBURY LIMITED** (hereinafter referred to as the "the Holding Company" or "the Company") and its subsidiaries (Holding Company and its subsidiaries together referred to as "the Group"), for the year ended 31 March 2022, attached herewith, being submitted by the Holding Company pursuant to the requirement of Regulation 33 of the SEBI (Listing Obligations and Disclosure Requirements) Regulations, 2015, as amended ('Listing Regulations').

In our opinion and to the best of our information and according to the explanations given to us and based on the consideration of reports of other auditors on separate audited financial statements of the subsidiaries, the aforesaid consolidated annual financial results:

- i. includes the annual financial results of the following wholly owned subsidiaries:
 - Wanbury Holding B.V
 - Ningxia Wanbury Fine Chemicals Company Limited
 - Wanbury Global FZE
- ii. are presented in accordance with the requirements of Regulation 33 of the Listing Regulations in this regard; and
- iii. give a true and fair view in conformity with the recognition and measurement principles laid down in the applicable Indian accounting standards, and other accounting principles generally accepted in India of consolidated net profit and other comprehensive income and other financial information of the Group for the year ended 31 March 2022.

Basis for Opinion

We conducted our audit in accordance with the Standards on Auditing ("SAs") specified under section 143(10) of the Companies Act, 2013 ("the Act"). Our responsibilities under those SAs are further described in the *Auditor's Responsibilities for the Audit of the Consolidated Annual Financial Results* section of our report. We are independent of the Group, in accordance with the Code of Ethics issued by the Institute of Chartered Accountants of India together with the ethical requirements that are relevant to our audit of the financial statements under the provisions of the Act, and the Rules thereunder, and we have fulfilled our other ethical responsibilities in accordance with these requirements and the Code of Ethics. We believe that the audit evidence obtained by us along with the consideration of audit reports of the other auditors referred to in sub paragraph (a) of the "Other Matters", is sufficient and appropriate to provide a basis for our opinion on the consolidated annual financial results.



Material Uncertainty Related to Going Concern:

We draw attention to the Note no.15 of the accompanied consolidated annual financial results, regarding preparation of financial results on going concern basis. The Group's net worth is negative. The Group has defaulted in repayment of principal and interest to some of its lenders and its current liabilities far exceeds its current assets resulting in delayed payments and overdue amounts. These conditions indicate that a material uncertainty exists that may cast significant doubt on the Group's ability to continue as a going concern. The appropriateness of the assumption of the going concern is dependent on the Group's ability to raise finance, negotiate with creditors, generate cash flows in future to meet its obligation, to restructure its borrowings and business. Hence, the consolidated annual financial results have been prepared on "going concern" basis for the reasons stated in aforesaid note.

Our opinion is not modified in respect of this matter.

Emphasis of Matter Paragraph

Attention is invited to:

- i. Note No.10 of the accompanied financial results regarding guarantee given in respect of Exim Bank's investment in Wanbury Holding B.V., a subsidiary of the Company.
- ii. Note No.16 of the accompanied financial results regarding the status of merger of erstwhile PPIL with the Holding Company; and
- iii. Note No.3 of the accompanied financial results, which describes the uncertainties and potential impact of the Covid-19 pandemic on the Group's operations and results as assessed by the management. The actual results may differ from such estimates depending on future developments.

Our opinion is not modified in respect of these matter.


Management's and Board of Directors' Responsibilities for the Consolidated Annual Financial Results

These consolidated annual financial results have been prepared on the basis of the consolidated annual financial statements and have been approved by the Company's Board of Directors.

The Holding Company's Management and Board of Directors are responsible for the preparation and presentation of these consolidated annual financial results that give a true and fair view of the consolidated net profit/loss and other comprehensive income and other financial information of the Group in accordance with the recognition and measurement principles laid down in Indian Accounting Standards prescribed under Section 133 of the Act read with relevant rules issued thereunder and other accounting principles generally accepted in India and in compliance with Regulation 33 of the Listing Regulations. The respective Management and Board of Directors of the companies included in the Group are responsible for maintenance of adequate accounting records in accordance with the provisions of the Act for safeguarding of the assets of each company and for preventing and detecting frauds and other irregularities; selection and application of appropriate accounting policies; making judgments and estimates that are reasonable and prudent; and the design, implementation and maintenance of adequate internal financial controls, that were operating effectively for ensuring accuracy and completeness of the accounting records, relevant to the preparation and presentation of the consolidated annual financial results that give a true and fair view and are free from material misstatement, whether due to fraud or error, which have been used for the purpose of preparation of the consolidated annual financial results by the Management and the Board of Directors of the Holding Company, as aforesaid.

In preparing the consolidated annual financial results, the respective Management and the Board of Directors of the companies included in the Group are responsible for assessing the ability of each company to continue as a going concern, disclosing, as applicable, matters related to going concern and using the going concern basis of accounting unless the respective Board of Directors either intends to liquidate the company or to cease operations, or has no realistic alternative but to do so.

The respective Board of Directors of the companies included in the Group are responsible for overseeing the financial reporting process of each company.



Auditor's Responsibilities for the Audit of the Consolidated Annual Financial Results

Our objectives are to obtain reasonable assurance about whether the consolidated annual financial results as a whole are free from material misstatement, whether due to fraud or error, and to issue an auditor's report that includes our opinion. Reasonable assurance is a high level of assurance but is not a guarantee that an audit conducted in accordance with SAs will always detect a material misstatement when it exists. Misstatements can arise from fraud or error and are considered material if, individually or in the aggregate, they could reasonably be expected to influence the economic decisions of users taken on the basis of these consolidated annual financial results.

As part of an audit in accordance with SAs, we exercise professional judgment and maintain professional skepticism throughout the audit. We also:

- Identify and assess the risks of material misstatement of the consolidated annual financial results, whether due to fraud or error, design and perform audit procedures responsive to those risks, and obtain audit evidence that is sufficient and appropriate to provide a basis for our opinion. The risk of not detecting a material misstatement resulting from fraud is higher than for one resulting from error, as fraud may involve collusion, forgery, intentional omissions, misrepresentations, or the override of internal control.
- Obtain an understanding of internal control relevant to the audit in order to design audit procedures that are appropriate in the circumstances. Under Section 143(3)(i) of the Act, we are also responsible for expressing our opinion through a separate report on the complete set of financial statements on whether the company has adequate internal financial controls with reference to financial statements in place and the operating effectiveness of such controls.
- Evaluate the appropriateness of accounting policies used and the reasonableness of accounting estimates and related disclosures in the consolidated financial results made by the Management and Board of Directors.
- Conclude on the appropriateness of the Management and Board of Directors use of the going concern basis of accounting and, based on the audit evidence obtained, whether a material uncertainty exists related to events or conditions that may cast significant doubt on the ability of the Group to continue as a going concern. If we conclude that a material uncertainty exists, we are required to draw attention in our auditor's report to the related disclosures in the consolidated annual financial results or, if such disclosures are inadequate, to modify our opinion. Our conclusions are based on the audit evidence obtained up to the date of our auditor's report. However, future events or conditions may cause the Group to cease to continue as a going concern.
- Evaluate the overall presentation, structure and content of the consolidated annual financial results, including the disclosures, and whether the consolidated annual financial results represent the underlying transactions and events in a manner that achieves fair presentation.
- Obtain sufficient appropriate audit evidence regarding the financial results of the entities within the Group to express an opinion on the consolidated annual financial results. We are responsible for the direction, supervision and performance of the audit of financial information of such entities included in the consolidated financial results of which we are the independent auditors. For the other entities included in the consolidated annual financial results, which have been audited by other auditors, such other auditors remain responsible for the direction, supervision and performance of the audits carried out by them. We remain solely responsible for our audit opinion. Our responsibilities in this regard are further described in para (a) of the "Other Matters" in this audit report.



We communicate with those charged with governance of the Holding Company and such other entities included in the consolidated annual financial results of which we are the independent auditors regarding, among other matters, the planned scope and timing of the audit and significant audit findings, including any significant deficiencies in internal control that we identify during our audit.


We also provide those charged with governance with a statement that we have complied with relevant ethical requirements regarding independence, and to communicate with them all relationships and other matters that may reasonably be thought to bear on our independence, and where applicable, related safeguards.

We also performed procedures in accordance with the circular No CIR/CFD/CMD1/44/2019 issued by the Securities and Exchange Board of India under Regulation 33(8) of the Listing Regulations, as amended, to the extent applicable.

Other Matters

- a. The consolidated annual financial results include the audited financial results of three subsidiaries, whose financial statements reflect Group's share of total assets (before consolidation adjustments) of Rs. 154.91 Lakhs as at 31 March 2022, Group's share of total revenue (before consolidation adjustments) of Rs. Nil and Group's share of total net loss after tax (before consolidation adjustments) of Rs. Nil and Group's share of net cash inflows of Rs. Nil for the year ended on that date, as considered in the consolidated annual financial results, which have been audited by their respective independent auditors. The independent auditors' reports on financial statements of these entities have been furnished to us by the management. Our opinion on the consolidated annual financial results, in so far as it relates to the amounts and disclosures included in respect of these entities, is based solely on the report of such auditors and the procedures performed by us are as stated in paragraph above. Our opinion on the consolidated annual financial results is not modified in respect of the above matters with respect to our reliance on the work done and the reports of the other auditors.
- b. The consolidated annual Financial Results include the results for the quarter ended 31 March 2022 being the balancing figure between the audited figures in respect of the full financial year and the published unaudited year to date figures up to the third quarter of the current financial year which were subject to limited review by us.

FOR AND ON BEHALF OF
V. PAREKH & ASSOCIATES
CHARTERED ACCOUNTANTS
FIRM REGN. NO. 107488W



Rasesh V Parekh

MUMBAI

DATED: 22 June 2022

UDIN: 22038615ALLCXJ9957.

RASESH V. PAREKH - PARTNER
MEMBERSHIP NO. 38615




Wanbury Limited

Regd. Office : BSEL Tech Park, B-wing
10th Floor, Sector-30 A,
Opp. Vashi Railway Station,
Vashi Navi Mumbai 400 703
Maharashtra, INDIA
Tel. : +91-22-6794 2222
+91-22-7196 3222
Fax : +91-22-6794 2111/333
CIN L51900MH1988PLC048455
Email : info@wanbury.com
Website : www.wanbury.com

Wanbury Limited						
Statement of Consolidated Audited Financial Results for the Quarter and Year ended 31 March 2022						
(₹ in Lakhs)						
Sr.No.	Particulars	Quarter ended			Year ended	
		31/03/2022	31/12/2021	31/3/2021	31/03/2022	31/03/2021
		Audited (Refer Note 4)	Unaudited	Audited	Audited	Audited
1	Income:					
	(a) Revenue from operations	13,439.40	12,483.64	12,044.74	51,118.57	39,251.75
	(b) Other income	64.12	25.49	121.25	150.79	240.40
	Total Income	13,503.52	12,509.13	12,165.99	51,269.36	39,492.15
2	Expenses:					
	(a) Cost of materials consumed	7,843.90	7,243.40	7,846.70	30,493.43	21,787.91
	(b) Purchase of stock-in-trade	564.33	825.60	269.33	2,014.02	1,064.88
	(c) Changes in inventories of finished goods, work-in-progress and stock in trade	(707.26)	(919.14)	(5.69)	(2,478.63)	(719.90)
	(d) Employee benefits expense	1,795.72	1,947.75	1,464.47	7,480.99	6,414.66
	(e) Finance costs	478.99	563.72	578.80	2,061.08	2,307.48
	(f) Depreciation and amortisation expense	300.23	302.95	258.70	1,144.98	975.41
	(g) Other expenses	2,661.43	2,501.88	2,646.69	10,077.48	8,902.27
	Total Expenses	12,937.34	12,466.16	13,059.00	50,793.35	40,732.72
	Profit/(Loss) before exceptional items and tax	566.18	42.97	(893.01)	476.01	(1,240.57)
	Exceptional item					
	Gain on Extinguishment of Financial Liability (Net) (Refer note 12)	7,636.76	-	-	7,636.76	-
3	Profit/(loss) before tax	8,202.94	42.97	(893.01)	8,112.77	(1,240.57)
4	Tax expenses :					
	(a) Current Tax	-	-	226.80	-	226.80
	(b) Deferred Tax(Net)	(51.37)	5.54	(224.32)	(34.62)	(206.80)
5	Profit/(Loss) after tax	8,254.31	37.43	(895.49)	8,147.39	(1,260.57)
6	Other comprehensive Income / (loss)					
	(a) Items that will not be reclassified subsequently to profit or loss:	194.87	(15.87)	(13.98)	146.94	(64.11)
	Income tax relating to items that will not be reclassified to profit or loss	(51.37)	5.54	2.49	(34.62)	20.00
	(b) Items that will be reclassified to profit or loss:					
	Exchange difference on translation of foreign operations	(0.02)	(2.27)	(4.94)	(1.91)	3.33
	Other comprehensive Income / (Loss) net of tax	143.48	(12.60)	(16.43)	110.41	(40.78)
7	Total comprehensive Income / (Loss)	8,397.79	24.83	(911.93)	8,257.80	(1,301.35)
8	Paid up Equity Share Capital (Face Value of Rs.10 each)	3,266.55	3,266.55	2,501.51	3,266.55	2,501.51
9	Other Equity	-	-	-	(5,608.53)	(18,125.87)
10	Earnings/(Loss) per share of Rs. 10 each- Not annualised					
	(1) Basic- Before Exceptional Items	1.92	0.12	(3.58)	1.59	(5.04)
	(2) Basic- After Exceptional Items	25.62	0.12	(3.58)	25.29	(5.04)
	(3) Diluted- Before Exceptional Items	1.91	0.12	(3.58)	1.58	(5.04)
	(4) Diluted- After Exceptional Items	25.54	0.12	(3.58)	25.21	(5.04)

See accompanying notes to the financial results





Wanbury Limited

Regd. Office : BSEL Tech Park, B-wing
 10th Floor, Sector-30 A,
 Opp. Vashi Railway Station,
 Vashi Navi Mumbai 400 703
 Maharashtra, INDIA
 Tel. : +91-22-6794 2222
 +91-22-7196 3222
 Fax : +91-22-6794 2111/333
 CIN L51900MH1988PLC048455
 Email : info@wanbury.com
 Website : www.wanbury.com

WANBURY LIMITED CONSOLIDATED BALANCE SHEET

		(₹ in Lakhs)	
STATEMENT OF ASSETS AND LIABILITIES		As at 31/03/2022 Audited	As at 31/03/2021 Audited
A	ASSETS		
	Non-current Assets		
	(a) Property, Plant and Equipment	14,871.08	15,810.61
	(b) Capital work-in-progress	234.68	1,101.48
	(c) Other Intangible assets	10.13	22.75
	(d) Right of use assets	1,830.19	905.05
	(e) Financial Assets		
	(i) Investments	0.93	1.32
	(ii) Other financial assets	376.11	347.27
	(f) Deferred tax assets (net)	563.19	563.19
	(g) Other non-current assets	48.11	39.35
	Total Non-current Assets	17,934.42	18,791.01
	Current Assets		
	(a) Inventories	4,972.91	2,485.28
	(b) Financial Assets		
	(i) Trade receivables	6,279.92	3,446.75
	(ii) Cash and cash equivalents	2,252.62	1,000.12
	(iii) Bank balances other than (ii) above	278.64	170.04
	(iv) Other financial assets	114.75	61.20
	(c) Other current assets	3,225.11	2,589.65
	Total current Assets	17,123.95	9,753.04
	Non-Current Assets classified as held for sale	196.54	373.59
	Total Assets	35,254.91	28,917.64
B	EQUITY AND LIABILITIES		
	Equity		
	(a) Equity Share capital	3,266.55	2,501.51
	(b) Other Equity	(5,608.53)	(18,125.87)
	Total Equity	(2,341.98)	(15,624.36)
	Liabilities		
	Non-current liabilities		
	(a) Financial Liabilities		
	Borrowings	-	7,199.41
	Lease Liabilities	413.04	432.13
	(b) Provisions	1,206.58	1,375.02
	Total Non-current liabilities	1,619.62	9,006.56
	Current liabilities		
	(a) Financial Liabilities		
	(i) Borrowings	6,702.34	8,842.84
	(ii) Trade payables		
	a) Total outstanding dues of Micro enterprise and Small enterprise	8.33	10.48
	b) Total outstanding dues of creditors other than Micro enterprise and Small enterprise	19,152.91	13,366.17
	(iii) Lease Liabilities	244.91	81.53
	(iv) Other financial liabilities	7,510.73	12,071.71
	(b) Other current liabilities	1,892.52	702.51
	(c) Provisions	296.90	275.21
	(d) Current Tax Liabilities (Net)	168.63	185.00
	Total current liabilities	35,977.27	35,535.44
	Total Equity and Liabilities	35,254.91	28,917.64



Wanbury Limited

Regd. Office : BSEL Tech Park, B-wing
10th Floor, Sector-30 A,
Opp. Vashi Railway Station,
Vashi Navi Mumbai 400 703
Maharashtra, INDIA
Tel. : +91-22-6794 2222
+91-22-7196 3222
Fax : +91-22-6794 2111/333
CIN L51900MH1988PLC048455
Email : info@wanbury.com
Website : www.wanbury.com

WANBURY LIMITED		
Consolidated Statement of Cash Flows		
	(₹ in Lakhs)	
Particulars	31/03/2022 Audited	31/03/2021 Audited
A Cash flows from Operating Activities		
Net Profit (Loss) before Tax	8,112.77	(1,240.57)
Adjustments for:		
Depreciation and amortisation	1,144.98	975.41
(Profit) Loss on Fixed Assets Sold (Net)	63.05	43.49
Allowances/(Reversals) for Doubtful debts (Net)	2.36	(235.02)
Allowances/(Reversal) for Doubtful Loans & advances (Net)	26.86	-
Allowance/(Reversal) for Corporate guarantee (Net)	-	-
Amounts written off	-	352.93
Finance Cost	2,061.08	2,307.48
Unrealised Exchange (Gain) Loss (Net)	(2.33)	62.94
Fair value gain on financial asset measured at fair value	0.40	(0.64)
Share based payment expenses/(reversal)	71.10	20.30
Interest Income	(66.94)	(40.19)
Gain on Extinguishment of Financial Liability	(7,636.76)	-
Amount Written Back	(32.06)	(164.47)
Operating Profit (Loss) before Working Capital Changes	3,744.51	2,081.67
Changes in Working Capital:		
Decrease (Increase) in Trade Receivable	(2,809.89)	1,388.86
Decrease (Increase) in Non Current Financial Assets-Loans	(27.48)	(38.61)
Decrease (Increase) in Other Non Current Assets	9.51	(6.25)
Decrease (Increase) in Other current financial assets	(50.58)	(18.33)
Decrease (Increase) in Other Current Assets	(662.31)	(1,633.41)
Decrease (Increase) in Inventories	(2,487.63)	(1,259.55)
Increase (Decrease) in Other Current-Financial Liabilities	(1,593.08)	10.57
Increase (Decrease) in Other Current Liabilities	1,190.01	(329.72)
Increase (Decrease) in Non Current Provisions	(57.47)	154.74
Increase (Decrease) in Current Provisions	21.69	(3.69)
Increase (Decrease) in Trade Payables	6,497.08	1,431.87
Increase (Decrease) in Foreign Currency Translation Reserve	(1.91)	3.33
Cash Generated from (Used in) Operations	3,772.42	1,781.46
Direct Taxes Paid (Net of Refunds/Prior Years Adjustments)	(16.37)	(113.31)
Net Cash generated from (Used in) Operating Activities	3,756.05	1,668.15
B Cash flows from Investing Activities		
Capital Expenditure on Property, Plant & Equipment including Capital Advances	(965.77)	(442.80)
Proceeds from Sale of Property, Plant & Equipment	1,079.81	3.08
Interest Income Received	56.07	40.80
Bank Balance not considered as Cash and Cash Equivalents (Net)	(111.46)	1,203.33
Net Cash generated from (Used in) Investing Activities	58.65	804.41
C Cash flows from Financing Activities		
Interest and Other Finance Cost	(1,029.55)	(676.19)
Proceeds from issue of equity shares	4,966.25	2.00
Payment of Lease liability (including Interest)	(223.26)	(21.54)
Repayment of Borrowings	(6,275.61)	(1,042.81)
Net Cash generated from (Used in) Financing Activities	(2,562.17)	(1,738.53)
Net Increase (Decrease) in Cash & Cash Equivalents	1,252.50	734.02
Cash and Cash equivalents as at the beginning of the period	1,000.12	266.10
Cash and Cash Equivalents as at the end of the period	2,252.62	1,000.12





Wanbury Limited

Regd. Office : BSEL Tech Park, B-wing
10th Floor, Sector-30 A,
Opp. Vashi Railway Station,
Vashi Navi Mumbai 400 703
Maharashtra, INDIA
Tel. : +91-22-6794 2222
+91-22-7196 3222
Fax : +91-22-6794 2111/333
CIN L51900MH1988PLC048455
Email : info@wanbury.com
Website : www.wanbury.com


Wanbury Limited

Statement of Consolidated Audited Financial Results for the Quarter and Year ended 31 March 2022

Notes :-

- 1) The above financial results have been reviewed by the Audit Committee and approved by the Board of Directors at the meeting held on 22 June 2022.
- 2) The consolidated financial results of Wanbury Limited or the Company or the Holding Company and its wholly owned subsidiaries (together referred to as "the Group") have been prepared as per Ind AS 110 on Consolidated Financial Statements. There is no minority interest.
- 3) The Group continues to consider the impact of Covid-19 pandemic in assessing the recoverability of receivables, inventories and other assets. For this purpose, the Group considers internal and external sources of information upto the date of approval of these financial results. The Group based on its judgements, estimates and assumptions including sensitivity analysis expects to fully recover the carrying amount of its receivables, inventories and other assets. The Group will continue to closely monitor any material changes to future economic conditions.
- 4) Results for the quarters ended 31 March 2022 and 31 March 2021 are the balancing figures between audited figures in respect of the full financial year and the reviewed year to date figures up to the third quarter of the respective financial year.
- 5) This Statement has been prepared in accordance with the Companies (Indian Accounting Standards) Rules, 2015 ("Ind AS") prescribed under Section 133 of the Companies Act, 2013 read with the relevant rules issued there under and other accounting principles, practices and policies generally accepted in India.
- 6) The Group has only one segment of activity namely "Pharmaceuticals".
- 7) The Code on Social Security, 2020 has been enacted by the Indian Parliament, which would impact the contributions by the Holding Company towards Provident Fund and Gratuity. The effective date from which the changes will be applicable and the corresponding Rules, are yet to be notified. The Holding Company will complete its evaluation and will give appropriate impact in the period in which, the Code and the corresponding Rules become effective.
- 8) During the year 35,000 equity shares of Rs.10 each fully paid up were allotted by the Holding Company upon exercise of vested options pursuant to the "Wanbury ESOP-2016", resulting in an increase in the paid-up share capital by Rs. 3.50 Lakhs and Securities Premium account by Rs. 12.76 Lakhs.
- 9) The Board of Directors of the Holding Company at their meeting held on 22 April 2021 allotted 76,15,381 Equity Shares of face value Rs. 10/- each at an issue price of Rs. 65/- per equity share (including premium of Rs. 55/- per equity share) resulting in an increase in the paid-up capital by Rs. 761.54 Lakhs and Securities Premium account by Rs. 4188.46 Lakhs aggregating to Rs. 4950 Lakhs. Proceeds from the same have been utilised in repayment/settlement of existing debts.
- 10) Exim Bank has subscribed to 4,511 Preference Shares of Euro 1,000/- each of Wanbury Holding B. V., a subsidiary company pursuant to the Preference Share Subscription Agreement dated 7 December 2006. Pursuant to the said agreement, Exim Bank has exercised Put Option vide letter dated 8 November 2011 and Company is required to pay USD 60 Lakhs (equivalent to ₹ 4,547.55 Lakhs) to acquire aforesaid Preference Shares. As per the Agreement dated 27 September 2021 with EXIM Bank and letter dated 20 April 2022 of EXIM Bank, the aforesaid liability is settled under One Time Settlement (OTS) at USD 12 Lakhs (equivalent to Rs 909.51 Lakhs) to be paid within the stipulated time along with interest.
- 11) During the year, Edelweiss Asset Reconstruction Company Limited ("EARCL") approved Settlement vide letter dated 13 December 2021 in respect of borrowing and interest accrued. As per the terms, part of the settlement amount has been paid(Refer note 9) and balance is payable within the stipulated time along with interest.

During the year, borrowings from Union Bank of India and Exim Bank have been assigned to EARCL. Pending finalisation of terms of repayment, appropriate effect has been given in financial statements.
- 12) During the year, the Holding Company has entered into agreement with various lender towards settlement of borrowings. Consequently, Rs. 7,636.76 Lakhs has been recognised as gain(net) on extinguishment of financial liability and shown under "Exceptional Item".





Wanbury Limited

Regd. Office : BSEL Tech Park, B-wing
10th Floor, Sector-30 A,
Opp. Vashi Railway Station,
Vashi Navi Mumbai 400 703
Maharashtra, INDIA
Tel. : +91-22-6794 2222
+91-22-7196 3222
Fax : +91-22-6794 2111/333
CIN L51900MH1988PLC048455
Email : info@wanbury.com
Website : www.wanbury.com

- 13) During the year the Holding company revalued its land as per the Independent Registered Valuer's report and accordingly effect is given in the financial statements.
- 14) In accordance with SEBI Regulations, during the year ended 31 March 2022, with the approval of members of Holding company by the special resolution in EGM held on 17 March 2022, the Board of Holding company is entitled to issue and allot 54,50,000 convertible share warrants to promoter Group of Holding company on a preferential basis at issue price of Rs. 105 per warrant. Each warrant is convertible into one fully paid up equity share of Rs. 10 each.
- 15) Net-worth of the Group is negative as on 31 March 2022. Its current liabilities far exceeds its current assets. The Holding Company has raised funds and reduced debts (refer Note 9). The Group is in the process of raising funds, and restructuring/realigning of business. In the opinion of the management, operations of the Group will continue without interruption in spite of negative net worth. Hence, financial statements are prepared on a "going concern" basis.
- 16) Erstwhile The Pharmaceutical Products of India Limited (PPIL) merged with the Holding Company pursuant to the Scheme of Revival cum Merger (the Scheme) approved vide order dated 24 April 2007 by the Board for Industrial and Financial Reconstruction (BIFR) u/s 18 and other applicable provisions of the Sick Industrial Companies (Special Provisions) Act, 1985 (SICA) w.e.f. 1st April 2006 being the appointed date. Subsequently in response to a suit filed by one of the unsecured creditors of erstwhile PPIL, challenging the Scheme, the Hon'ble Supreme Court vide its order dated 16 May 2008, has set aside the above referred BIFR order and remitted the matter back to BIFR for considering afresh as per the provisions of SICA. BIFR had directed IDBI Bank, which is an Operating Agency, to prepare the Draft Rehabilitation Scheme. However, the Government of India had, vide Notification No. S.O. 3568(E) dated 25 November 2016, notified the SICA Repeal Act, 2003, w.e.f. 1 December 2016 and as a consequence thereof, BIFR and AAIFR stood dissolved w.e.f. 1 December 2016. Simultaneously, in terms of Section 252 of Insolvency & Bankruptcy Code, 2016 ("IBC 2016"), the government amended Section 4(b) of the said repeal Act in the manner specified in the Eighth Schedule of IBC 2016, resulting in the abatement of all pending proceedings including pending merger scheme before BIFR.
During the year, Holding company sold some of the land & building of erstwhile PPIL and the sales proceeds have been utilised towards payment of erstwhile PPIL dues.
In view of the foregoing developments, the management is currently considering various other options available under the laws and as may be advised by legal experts either to regularize lawfully all acts and deeds done under the erstwhile merger scheme or to undo what was done in pursuance and as a sequel of the erstwhile merger scheme.
- 17) Previous periods/year figures have been re-grouped / re-classified wherever necessary, to confirm to current period's classification in order to comply with the requirements of the amended Schedule III to the Companies Act, 2013 effective 1st April 2021.

Place : Mumbai
Date: 22 June 2022

For Wanbury Ltd.

K. Chandran
Vice Chairman
(DIN : 00005868)

